Please Follow
All Your Usual
Postal Rules, Using
Standard Size
Envelopes.
Please Fold Large Sheet
Into Three Equal Parts.

A Sample Page
Of Your Text
Should Be Printed
Here, Using
Standard Size
Fonts.

Do Not Use
Any Other Fonts
Or Sizes.

Do Not Use
Any Other Margins
Or Sizes.

Do Not Fold, Tip
Or Cut Edges.

Do Not Fold, Staple
Or Cut Edges.

Do Not Fold, Tape
Or Cut Edges.

General Art Guidelines:

- Use only black ink.
- Use only standard sizes and fonts.
- Do not use any other margins or sizes.
- Do not fold, tape or staple edges.
- Do not use any other fonts or sizes.
- Do not use any other margins or sizes.
- Do not use any other margins or sizes.
- Do not use any other margins

Outdoor Graphic:
20' Zoom Tent - Canopy

TEMPLATE @ 1/4 SIZE
10' Side Panels - Total Graphic Size:
Total Graphic Area: 120.1875"w x 87.25"h
Total Visual Area: 118.1875"w x 85.25"h

10' Side Panels - Top:
Total Finished Area: 118.375"w x 72"h

10' Side Panels - Bottom:
Total Finished Area: 118.375"w x 13.25"h

20' Side Panels - Total Graphic Size:
Total Graphic Area: 235.75"w x 87.25"h
Total Visual Area: 233.75"w x 85.25"h

20' Side Panels - Top:
Total Finished Area: 233.75"w x 72"h

20' Side Panels - Bottom:
Total Finished Area: 233.75"w x 13.25"h

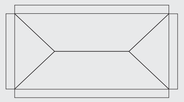

Graphic will be finished as seen above. Edges will be hemmed together to form tent graphic.

Please be sure to include a 1" bleed around the perimeter. DO NOT design any critical elements (text, logos, etc.) within 2" of the edge. Please see gray area on template for safe zone.

General Art Guidelines:

- CMYK Color Mode
- All Solid Coated Pantone colors should be called out in the art as spot colors
- Embed all images and support files
- Resolution must be 400-480 ppi @ 1/4 size, 100-120ppi @ 100% size
- All fonts must be created to outlines
- Do not scale artboard
- Background color/images must bleed to the edge of artboard
- Do not use spot colors from template in your artwork as they will not print

A

TOP

BOTTOM

bleed area
trim line
safe area

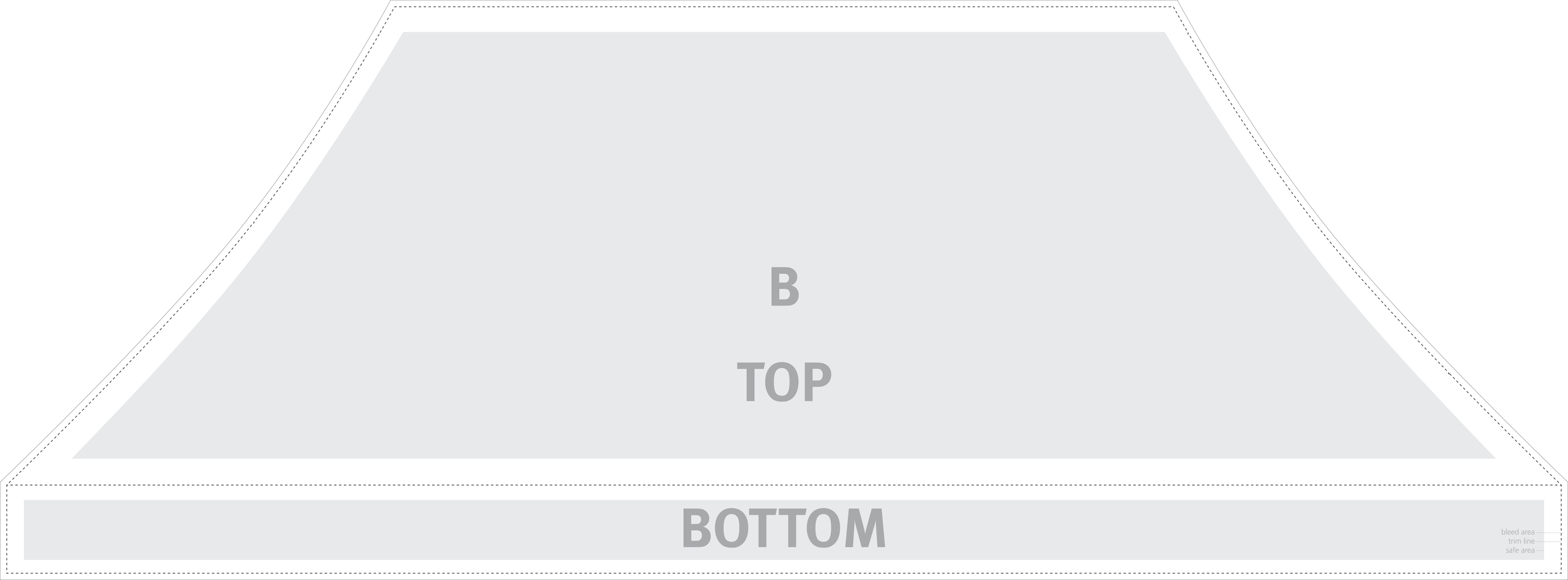
B
TOP
BOTTOM
bleed area
trim line
safe area

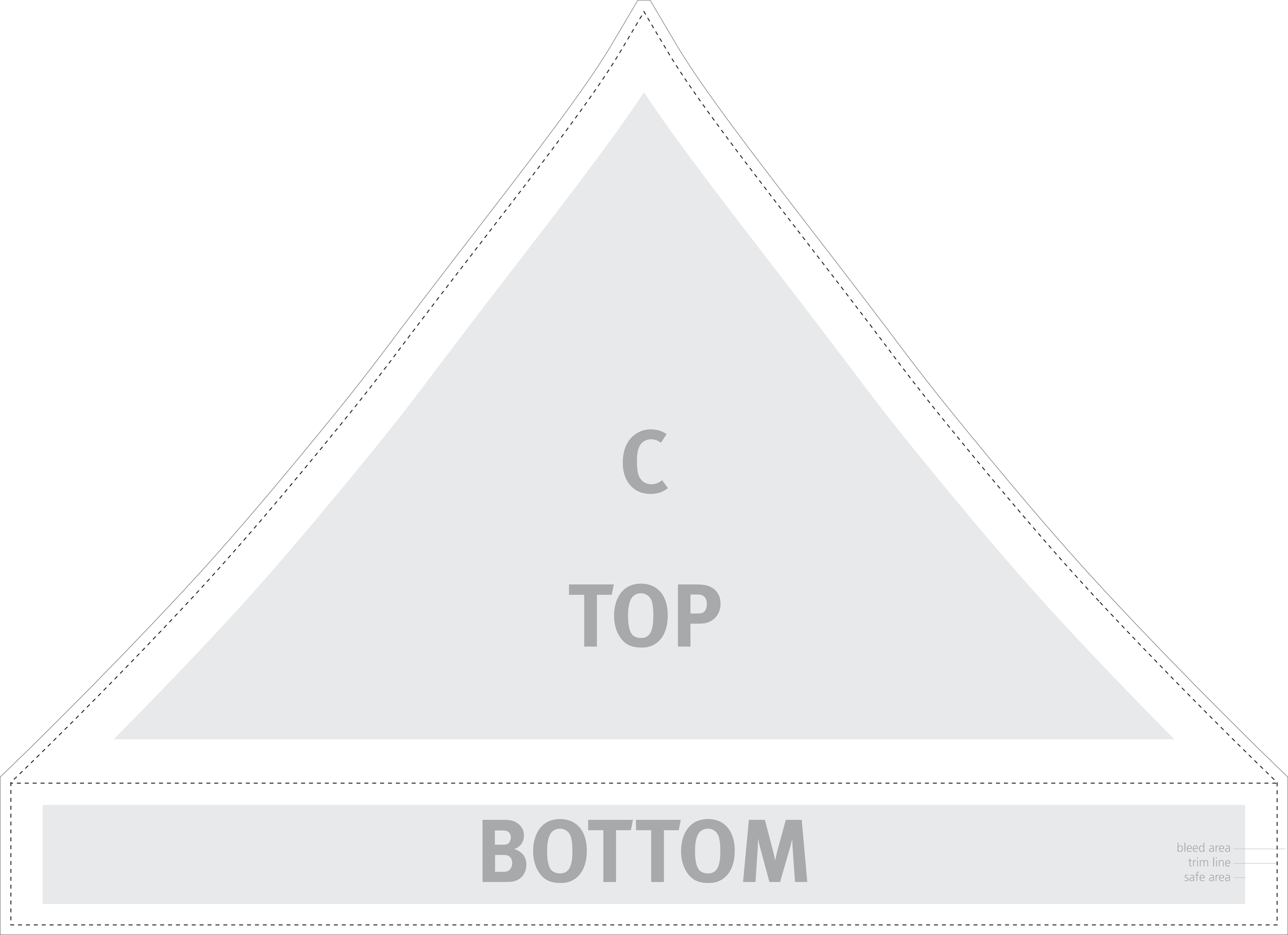
C
TOP
BOTTOM
bleed area
trim line
safe area

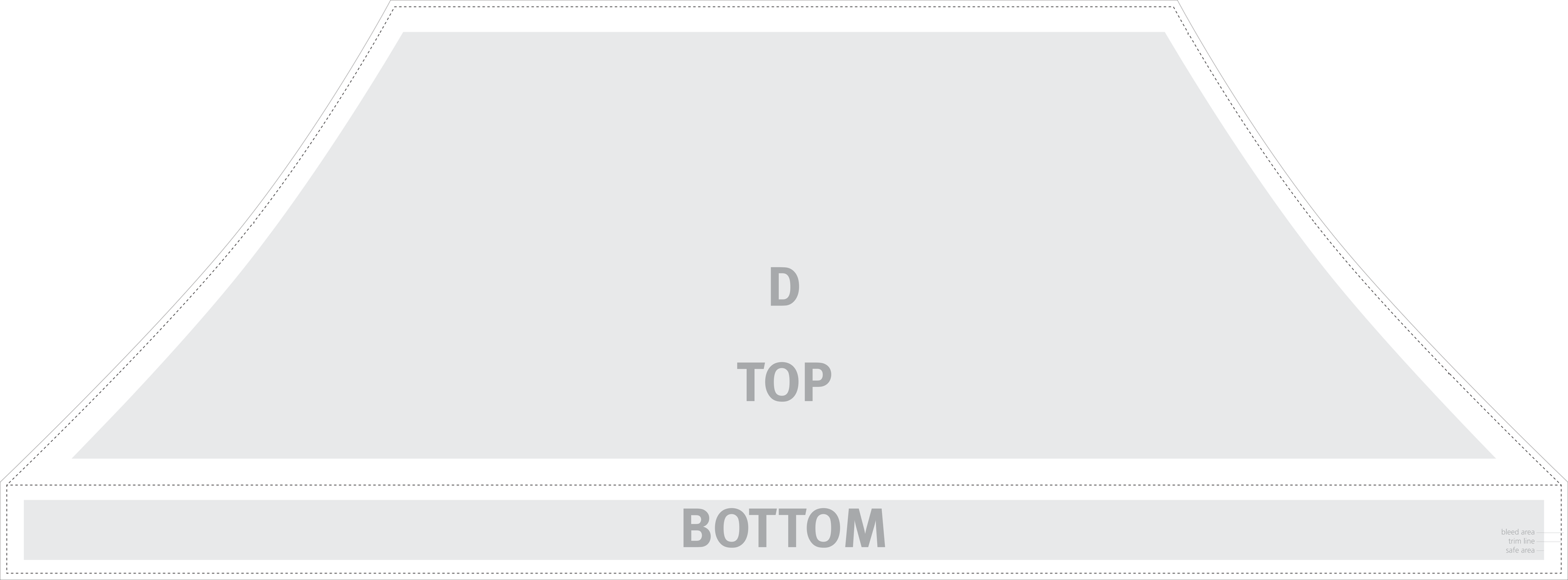
D
TOP
BOTTOM
bleed area
trim line
safe area