


Tablet Holder Stand

TABLET-STD-ESS-SH-S (Small Shell)

TABLET-STD-ESS-SH-L (Large Shell)

The Tablet Stand Small is a small, steel portable holder used to display a 7.5"-10.5" iPad or Android tablet. It is perfect for use in retail environments, tradeshows and events. It can be positioned in either portrait or landscape configuration for versatility. The telescopic pole allows you to adjust the height to suit your needs. Security screws and a specialized Allen key make the unit both durable and theft resistant. The Small Tablet Stand is offered in black.



Large Shell


Small Shell

We are continually improving and modifying our product range and reserve the right to vary the specifications without prior notice. All dimensions and weights quoted are approximate and we accept no responsibility for variance. E&OE. See Graphic Templates for graphic bleed specifications.

features and benefits:

- Available in black finish
- Universal tablet stand with telescopic height
- 2 bracket sizes available; small and large
 - Small: 7.5"-10.5 screen sized displays
 - Large: 10.5"-13.5" screen sized displays
- One year hardware warranty against manufacturer defects
- Made from steel
- Landscape and Portrait orientation

dimensions:

Hardware	Shipping
<p>Assembled unit</p> <p>Small:</p> <p>Landscape view: 14.17" w x 41.14" h 360mm(w) x 1045mm(h)</p> <p>Portrait view: 14.17" w x 41.73" h 360mm(w) x 1060mm(h)</p> <p>Weight: 19 lbs / 9 kgs</p> <p>Large:</p> <p>Landscape view: 14.17" w x 41.14" h 360mm(w) x 1045mm(h)</p> <p>Portrait view: 14.17" w x 41.73" h 360mm(w) x 1060mm(h)</p> <p>Weight: 20 lbs / 10 kgs</p>	<p>Packaging: 1 Box</p> <p>Shipping dimensions: Box: 40.5" l x 15" w x 6" h 1029mm(l) x 381mm(w) x 152mm(h)</p> <p>Shipping weight: Small: 20 lbs / 10 kgs Large: 21 lbs / 10 kgs</p>
<h2>additional information:</h2> <p>*iPad/Tablet not included</p> <p>*Refer to PG. 2. for tablet specific fitting</p> <p>*Remove tablet/ iPad from the shell after use; do not store the tablet/ iPad in the unit during transit</p> <p>* Unit not recommended be shipped in molded case due to parts possibly getting scratched</p>	
<p>1 person assembly recommended:</p> 	



This product may include the following materials for recycle:
aluminum, select wood, fabric, cardboard, paper, steel, and plastics.

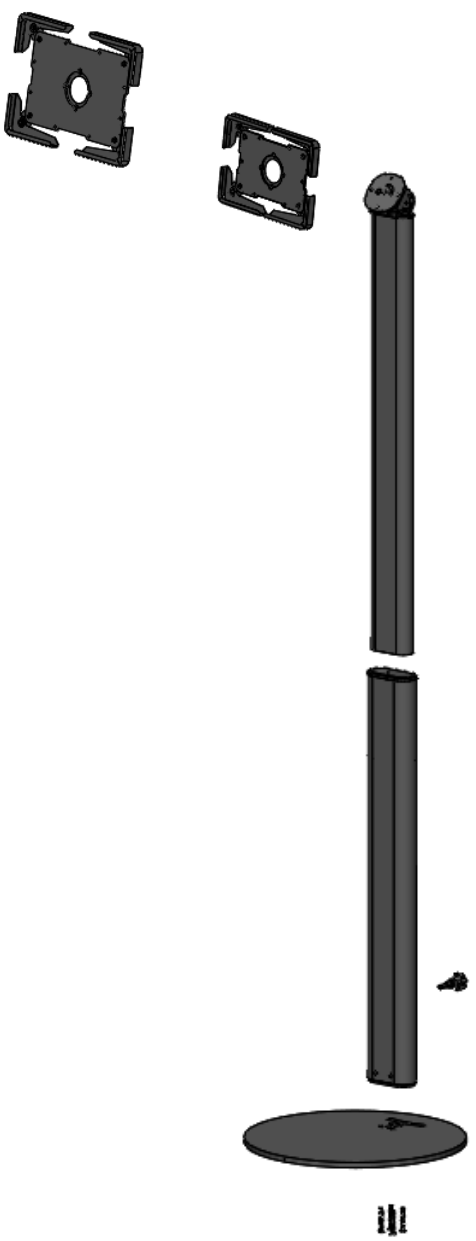
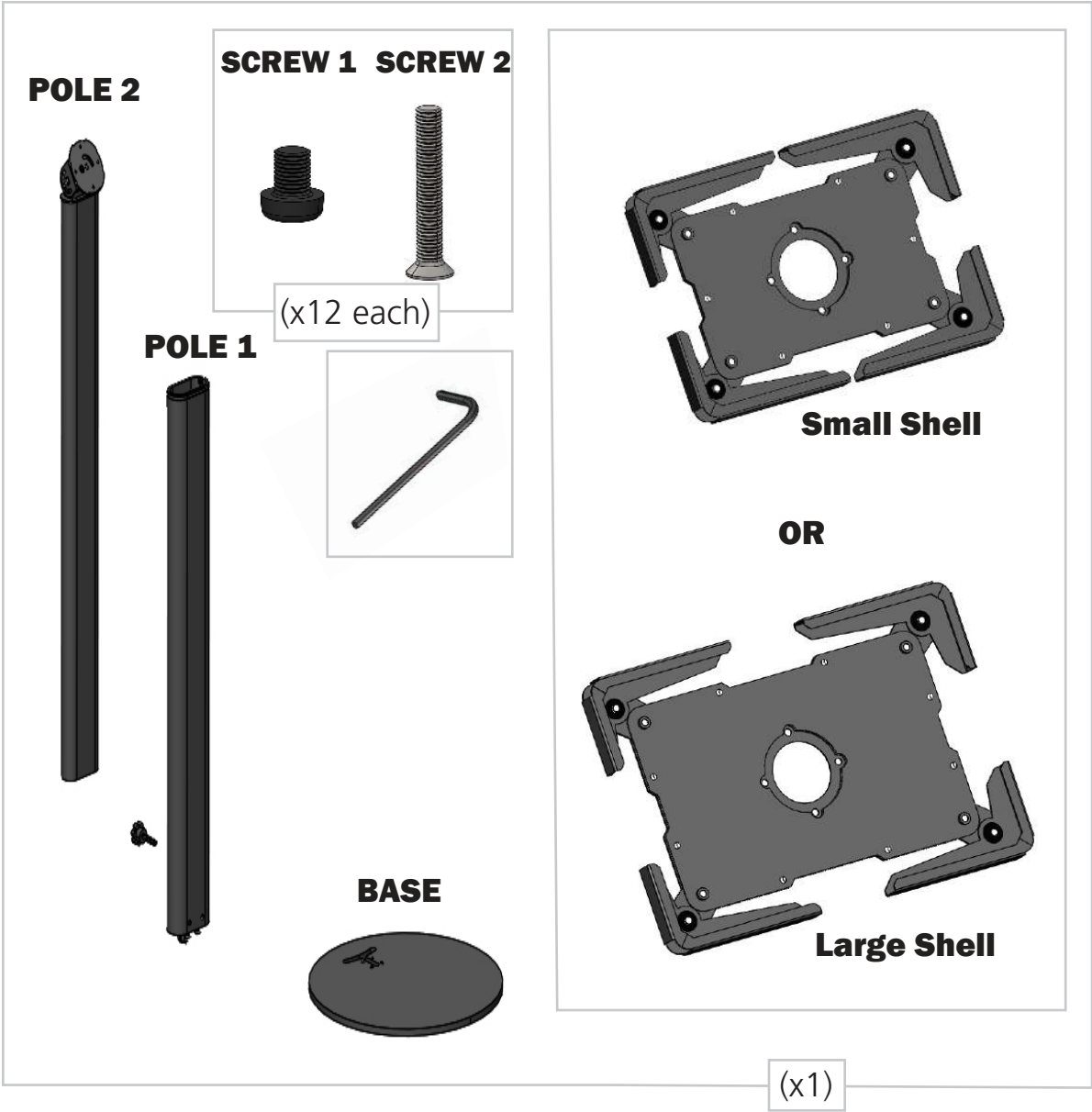
Choosing Your Size

Use the table below to determine the correct shell size for your tablet.

If your tablet is not listed, refer to the shell size dimensions on page 1.


Common Tablets	Height	Width	Depth	Weight	Screen Size	Shell Size
iPad Tablets						
iPad Pro 11 (2018)	9.74"	7.02"	0.23"	1 lb.	11"	Large
iPad Pro 12.9 (2017)	11.04"	8.46"	0.23"	1.4 lb.	12.9"	Large
New iPad (2018)	9.4"	6.6"	0.29"	1 lb.	9.7"	Small
iPad mini 4	8.0"	5.3"	0.24"	.66 lb.	7.9"	Small
iPad Air (2019)	9.87"	6.85"	0.24"	1 lb.	10.5"	Large
iPad Pro 10.5	9.8"	6.8"	0.24"	1 lb.	10.5"	Large
Android Tablets						
Samsung Galaxy Tab S3	9.34"	6.65"	0.24"	1 lb.	9.7"	Small
Samsung Galaxy Tab S4	9.81"	6.47"	0.28"	1 lb.	10.5"	Large
Microsoft Surface Pro	11.5"	7.9"	0.33"	1.73 lb.	12.3"	Large
Asus ZenPad 3S 10	9.47"	6.44"	0.28"	1 lb.	9.7"	Large
Kindle Fire 10	10.3"	6.3"	0.4"	1.1 lb.	10.1"	Large
Google Nexus 9	8.99"	6.05"	0.31"	1 lb.	8.9"	Small

Included In Your Kit:



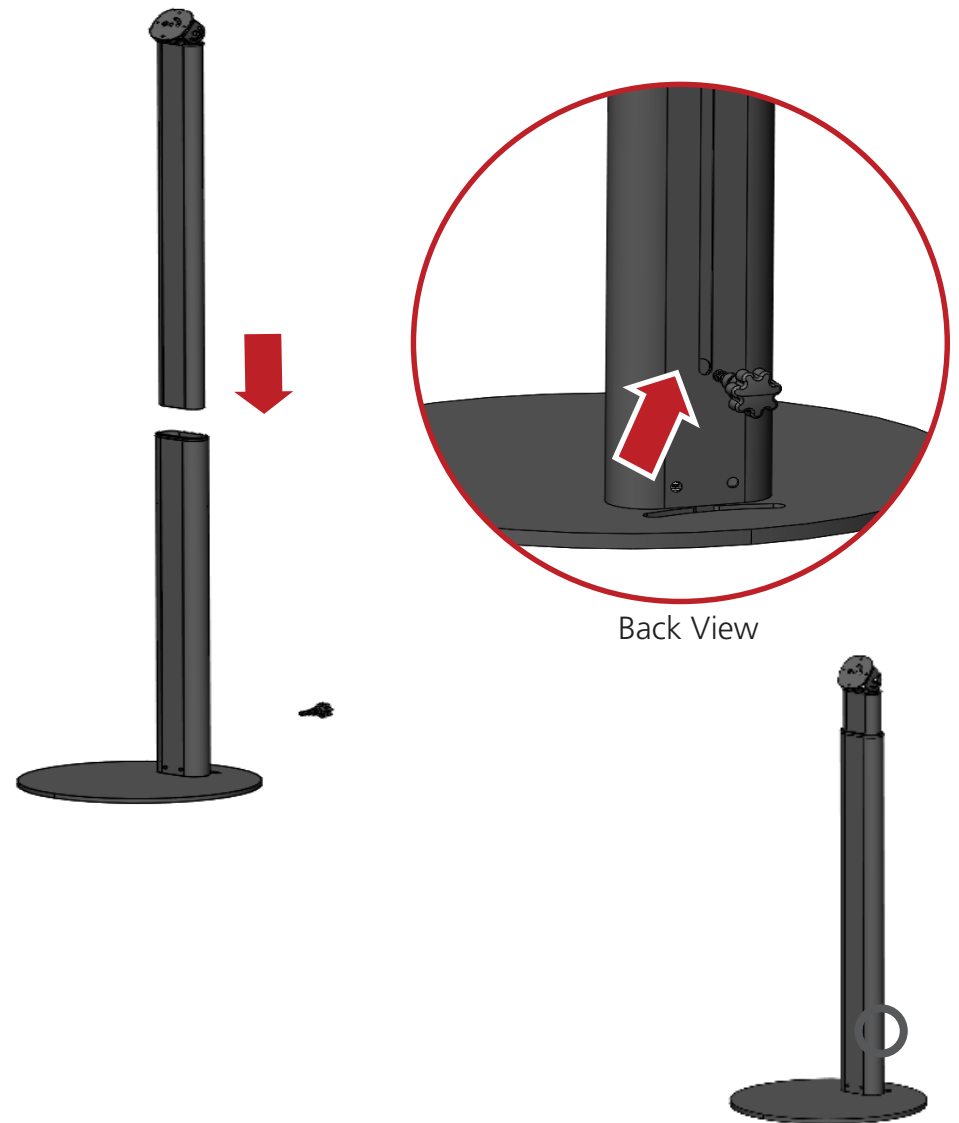
Step 1.

Attach POLE 1 to BASE using four SCREW 2's.
The kit includes eight additional replacements
of SCREW 2.




Step 2.

Slide POLE 2 into POLE 1. Screw hand
toggle into POLE 2 to secure the fit.



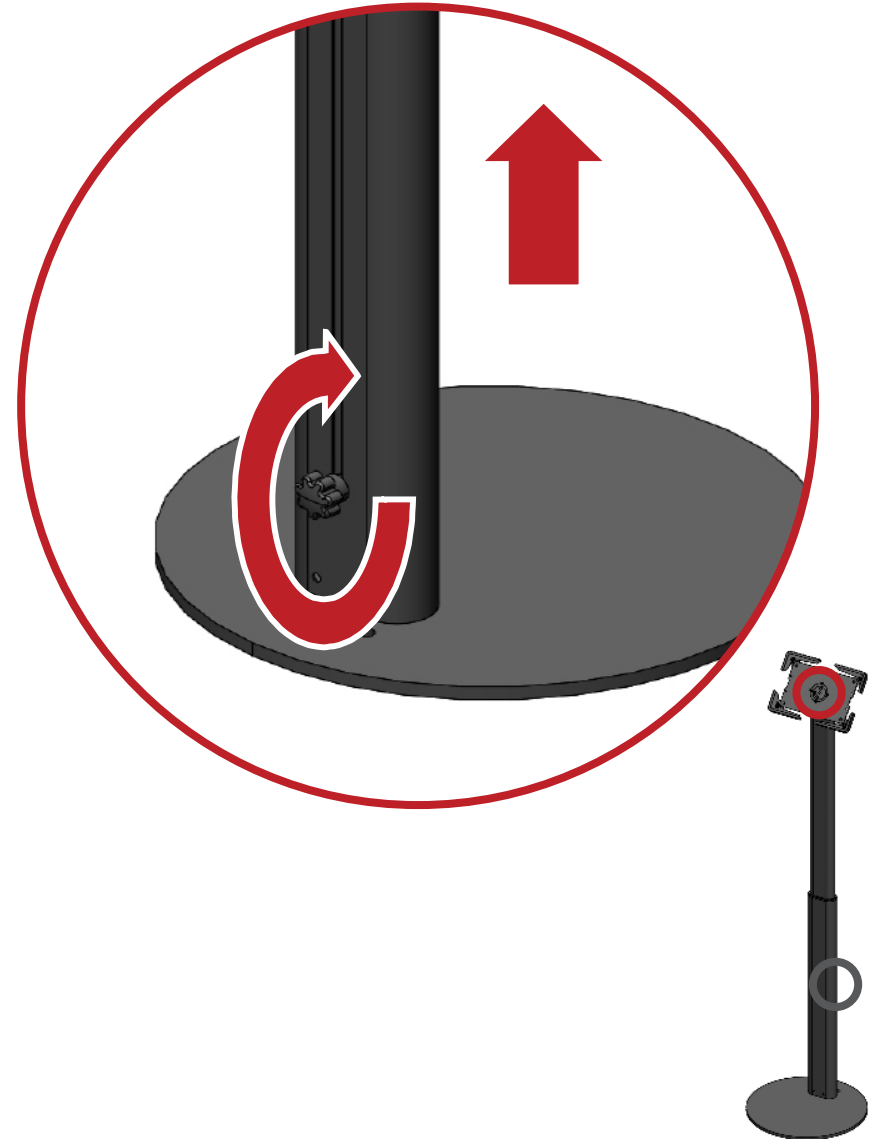
Step 3.

Attach shell to POLE 2 using four SCREW 1's. The kit includes eight additional replacement screws.




Step 4.

Adjust the height of the tablet stand by using the hand toggle on the lower back of the stand



Step 5.

Adjust tablet shell by sliding the grips in the direction indicated by the arrows to fit your tablet. Use the hex key to tighten the fit.



Back View

Step 6.

Using your hand, rotate tablet to desired orientation.

